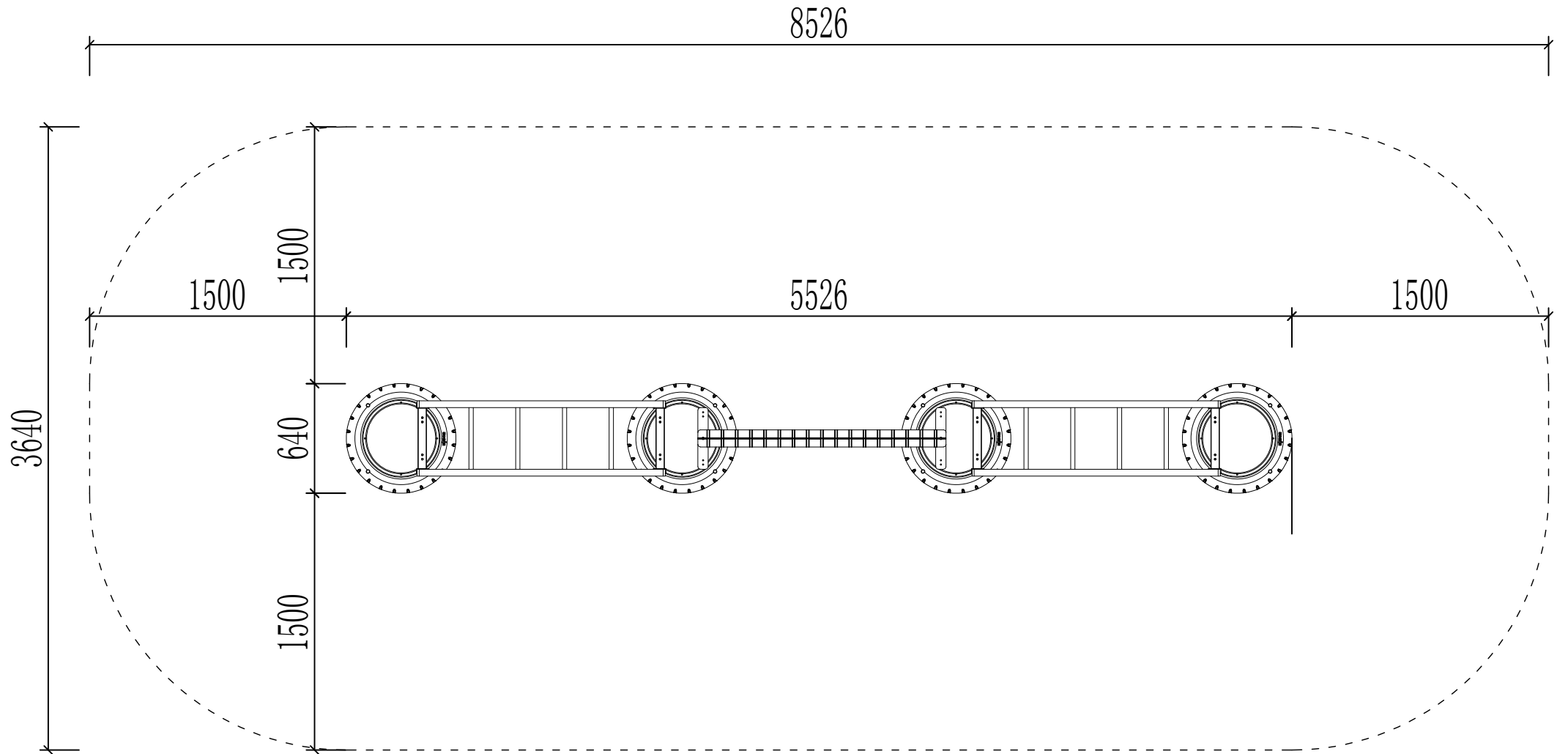
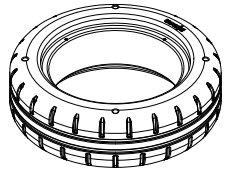
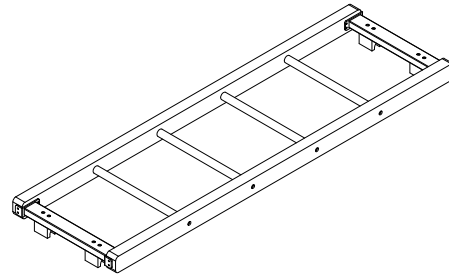


safety range of product:8526*3640MM

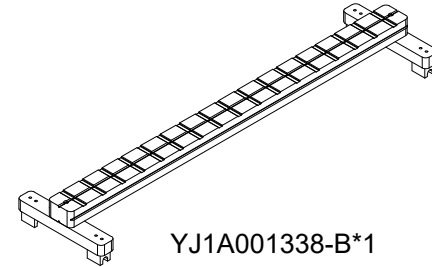




AJ1A2212-110-B*4



YJ1A001336-B*2



YJ1A001338-B*1

INSTRUCTION MANUAL

Item Code: AJZH1A01

Manufacturer: Wisdom Educational Product Co.,Ltd

Manufacturer Address: Building 4, Lane 2777, Baoan Road, Malu
Town, Jiading District, Shanghai, China

Test standard:GB6675.1-2014,GB6675.2-2014,GB6675.3-2014,GB6675.4-2014,

Overall Dimension:552.6*64*26CM

Weigt: NW:39.1KG,GW : 48KG

MAINTENANCE

1. Clean with a moist cloth.
2. Use neutral cleaners for cleaning.
3. Regularly inspect the product.
4. Follow the below inspection cycle to adequately inspect the product.
5. Fill in the inspection record after the inspection.
- 6.Treated pine is designed for outdoor use, this item has been pre-treated with an environmentally friendly preservative which deeply penetrates the wood.
A further 2 layers of wood wax oil (also environmentally friendly) are also added for further protection.
For maximum product life we would advise to retreat with a further coat of wood wax oil each year.

INSPECTION INFORMATION

Inspection cycle	Inspection Project	YES/NO	Solution	Signature
Daily Inspection on Items	Check screws, bolts and fasteners are tightened.			
	Installed on a flat surfact and no hazards are present.			
	Equipment is free of dirt and moisture.			
	Hook and loop attachments are securely fastened.			
	Check for a signs of damage and wear.			
Monthly Inspection on Items(Except for Daily Inspection on Items)	Check screws are free of rust and damage.			
	Check parts are securely connected.			
	Check compliance labels are intact.			
	Check if the protective surfacing meet safety standards			
Annual Inspection on Items(Except for Daily and Monthly Inspection on Items)	Check there is no extensive corrosion and replace if required.			
	Check for cracking or connecting part deterioration. Replace if required.			
	Check there is no excessive discolouration of components.			
	Check screws and connectors are in working order and not damaged or deteriorated.			
	Check compliance labels are legible.			
	Check if the protective surfacing meet safety standards			
	Check the play area under the equipment is safe and level.			